







CUSTOMER DEFECT SPECIFICATION FORM

Pin Holes	None > <input type="text"/> μm on active area; None > <input type="text"/> μm on inactive area; Comments <input type="text"/>	
Spots	None > <input type="text"/> μm on active area; None > <input type="text"/> μm on inactive area; Comments <input type="text"/>	
Clear Break	None > <input type="text"/> μm on active area; None > <input type="text"/> μm on inactive area; Comments <input type="text"/>	
Bridging	None > <input type="text"/> μm on active area; None > <input type="text"/> μm on inactive area; Comments <input type="text"/>	
Clear Extensions	None > <input type="text"/> μm or <input type="text"/> % of host (whichever bigger) Comments <input type="text"/>	
Chrome Extensions	None > <input type="text"/> μm or <input type="text"/> % of host (whichever bigger) Comments <input type="text"/>	

Please enter values in μm 's in the red box area, and comments where applicable

INDIVIDUAL CD FEATURE TOLERANCE

μmor..... % of host (whichever is bigger)

OVERALL DIMENSIONAL TOLERANCE

μmor..... % of max length (whichever is bigger)

Notes:

Active area = important areas on the mask such as critical devices, where defects will have a direct effect on how the device will perform.

Inactive area = text, borders, non-critical areas. Do not enter any values if these areas are of no concern.

Area demarcation: If possible, send a PDF of a typical device and mark up in RED the active areas

Further Comments:

Company.

Contact

Date:



**Please use this form against my order number:
Please use this form for all my orders until further notification**